

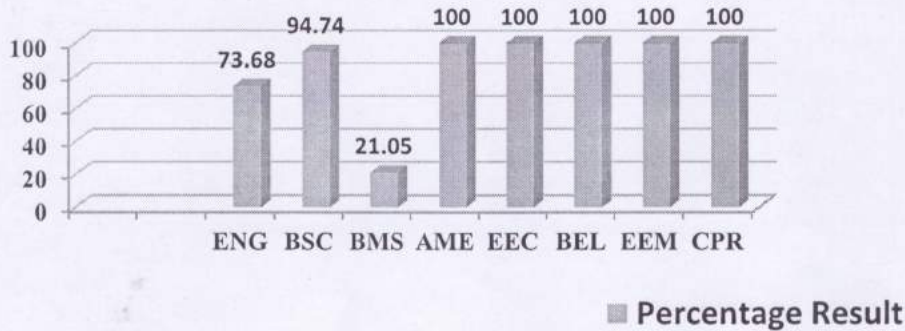
**SNJB's**  
**SHRI H.H.J.B. POLYTECHNIC, CHANDWAD**  
Result Analysis 2019-2020

Year: FY

Program: EJ

Institute. Code: 0079

Sr. No.	Name of Staff	Course Abb.	Total Students App.	Marks Obtained Lowest	Marks Obtained Highest	Students above 60% Marks	No of students Pass	% Pass
<b>First Semester</b>								
01	Mrs.N.Prasad	ENG	19	18	78	07	14	73.68
02	Mr.P.B. Dugaje & Mr.P.J.Bafna	BSC	19	42	78	07	18	94.74
03	Mrs.A.S.Mali	BMS	19	12	73	02	04	21.05
<b>Second Semester</b>								
01	Mr.A.J.Bhavsar	AME	19	49	80	07	19	100
02	Mr.S.N.Gadekar	EEC	19	54	83	11	19	100
03	Mr.P.B.Dugaje	BEL	19	49	81	07	19	100
04	Miss.G.R.Gundgal	EEM	19	55	81	11	19	100
05	Miss.Korade	CPR	19	49	83	07	19	100



**Result Statistics:**

Sr. No.	Parameters	First Semester	Second Semester
01	Total Students appeared	19	19
02	Total Students passed with Distinction	02	03
03	Total Students passed with First class	03	06
04	Total Students passed with Second class	00	10
05	Total Students with pass class	00	00
06	Total students with ATKT	12	00
07	Total students failed	02	00
08	Grand Total (Sr.2,3,4,5,6) students passed	17	19
09	<b>Overall result</b>	<b>89.47%</b>	<b>100%</b>

Rank	Enrollment No.	Full name of students	Marks Obtained out of 1500 (1 <sup>st</sup> and 2 <sup>nd</sup> semester)	Aggregate Percentage
1.	1900790073	DESALE SAVITA VASANT	1193	79.53
2.	1900790081	KASLIWAL MAYANK KAVINDRA	1156	77.07
3.	1900790071	AHER ANUJ JAYRAM	1150	76.67

  
HOD

*Head & Electronics Department*  
*S, H. H. J. B. Polytechnic*  
*Chandwad (Nashik)*

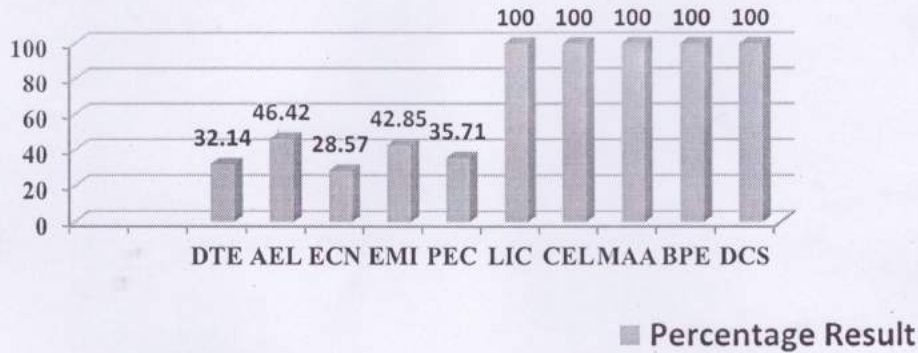
**SNJB's**  
**SHRI H.H.J.B. POLYTECHNIC, CHANDWAD**  
**Result Analysis 2019-2020**

Year: SY

Program: EJ

Institute. Code: 0079

Sr. No.	Name of Staff	Course Abb.	Total Students App.	Marks Obtained Lowest	Marks Obtained Highest	Students above 60% Marks	No of students Pass	% Pass
<b>Third Semester</b>								
01	Miss.P.C.Shelake	DTE	28	12	55	00	09	32.14
02	Mrs.A.D.Sonawane	AEL	28	11	65	03	13	46.42
03	Mr.S.N.Gadekar	ECN	28	11	62	02	08	28.57
04	Miss.G.R.Gundgal	EMI	28	12	62	01	12	42.85
05	Miss.P.K.Jadhav	PEC	28	12	71	01	10	35.71
<b>Fourth Semester</b>								
01	Miss.P.K.Jadhav	LIC	26	49	86	19	26	100
02	Miss.G.R.Gundgal	CEL	26	55	83	23	26	100
03	Miss.P.C.Shelake	MAA	26	53	85	24	26	100
04	Miss.P.K.Jadhav	BPE	26	52	84	21	26	100
05	Dr.V.A.Wankhede	DCS	26	49	86	14	26	100



**Result Statistics:**

Sr. No.	Parameters	Third Semester	Fourth Semester
01	Total Students appeared	28	26
02	Total Students passed with Distinction	00	09
03	Total Students passed with First class	03	15
04	Total Students passed with Second class	00	01
05	Total Students with pass class	00	00
06	Total students with ATKT	00	01
07	Total students failed	25	00
08	Grand Total (Sr.2,3,4,5,6) students passed	03	26
09	<b>Overall result</b>	<b>10.71%</b>	<b>100%</b>

Rank	Enrollment No.	Full name of students	Marks Obtained out of 1750 (3 <sup>rd</sup> and 4 <sup>th</sup> semester)	Aggregate Percentage
1.	1900790221	THAKARE ROHINI SHRAVAN	1376	78.63
2.	1900790218	SHAIKH SALMA MUSTAK	1367	78.11
3.	1900790202	BORGUDE AKASH BHAGWAN	1319	75.37

  
HOD

*Head & Electronics Department*  
*S. H. H. J. B. Polytechnic*  
*Chandwad (Kashit)*

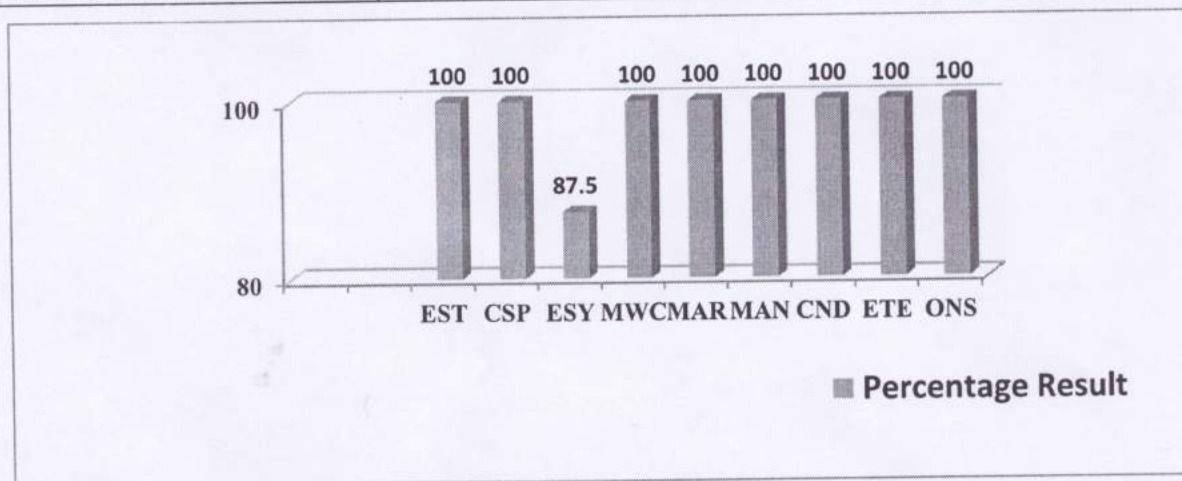
**SNJB's**  
**SHRI H.H.J.B. POLYTECHNIC, CHANDWAD**  
**Result Analysis 2019-2020**

**Year: TY**

**Program: EJ**

**Institute. Code: 0079**

Sr. No.	Name of Staff	Course Abb.	Total Students App.	Marks Obtained Lowest	Marks Obtained Highest	Students above 60% Marks	No of students Pass	% Pass
<b>Fifth Semester</b>								
01	Mrs.M.M. Wagh	EST	08	41	71	02	08	100
02	Miss.P.C.Shelake	CSP	08	42	73	02	08	100
03	Miss.P.C.Shelake	ESY	08	37	84	05	07	87.5
04	Miss.G.R.Gundgal	MWC	08	50	81	07	08	100
05	Miss.G.R.Gundgal	MAR	08	52	75	04	08	100
<b>Sixth Semester</b>								
01	Mrs. M M Wagh	MAN	08	61	100	08	08	100
02	Miss.P.C.Shelake	CND	08	59	98	07	08	100
03	Mr.S.S.Thakare	ETE	08	67	97	08	08	100
04	Miss.P.C.Shelake Mr.P.B.Aher	ONS	08	55	98	06	08	100



**Result Statistics:**

Sr. No.	Parameters	Fifth Semester	Sixth Semester
01	Total Students appeared	08	08
02	Total Students passed with Distinction	04	07
03	Total Students passed with First class	03	01
04	Total Students passed with Second class	00	00
05	Total Students with pass class	00	00
06	Total students with ATKT	01	00
07	Total students failed	00	00
08	Grand Total (Sr.2,3,4,5,6) students passed	08	08
09	<b>Overall result</b>	<b>100%</b>	<b>100%</b>

Rank	Enrollment No.	Full name of students	Marks Obtained out of 1700 (5 <sup>th</sup> and 6 <sup>th</sup> semester)	Aggregate Percentage
1.	1700790130	SONAWANE POOJA SHRAWAN	1502	88.35
2.	1800790072	DEORE KIRAN VIJAY	1491	87.71
3.	1800790077	JADHAV SAGAR BAPU	1409	82.88

  
**HOD**

*Head & Electronics Department*  
*S, H. H. J. B. Polytechnic*  
*Chandwad (Nashik).*